




**inverité**  
i n s i g h t s

**Open Banking AI Technology**  
Empowering lenders to unlock the  
credit potential of non-prime  
consumers



**Q4 2024**

# About **Inverite Insights**

**A leader in AI-driven software specializing in real-time financial data for the credit economy.**

Our extensive database of **22B+** financial data points from **5.5M+** unique Canadian consumer transactions empowers businesses to transact more effectively and efficiently. Through our proprietary solutions for bank and identity verification, risk management, and compliance, we enhance operational success while delivering an improved customer experience.



# The Problem

Lenders face shrinking margins and increasing regulatory demands. Outdated data processing methods hinder their ability to support **non-prime and new-to-credit consumers**, a significant market segment. Without **timely, reliable and accurate alternative data**, lenders jeopardize profitability and regulatory compliance in this **high-potential market**.

## 90%

of North American lending decisions rely on TransUnion, Equifax, or Experian.

## 78M+

North Americans due to lack of alternative data sources from these bureaus.

## \$239B

Total Addressable Market<sup>1</sup>

## \$23B

Serviceable Addressable Market

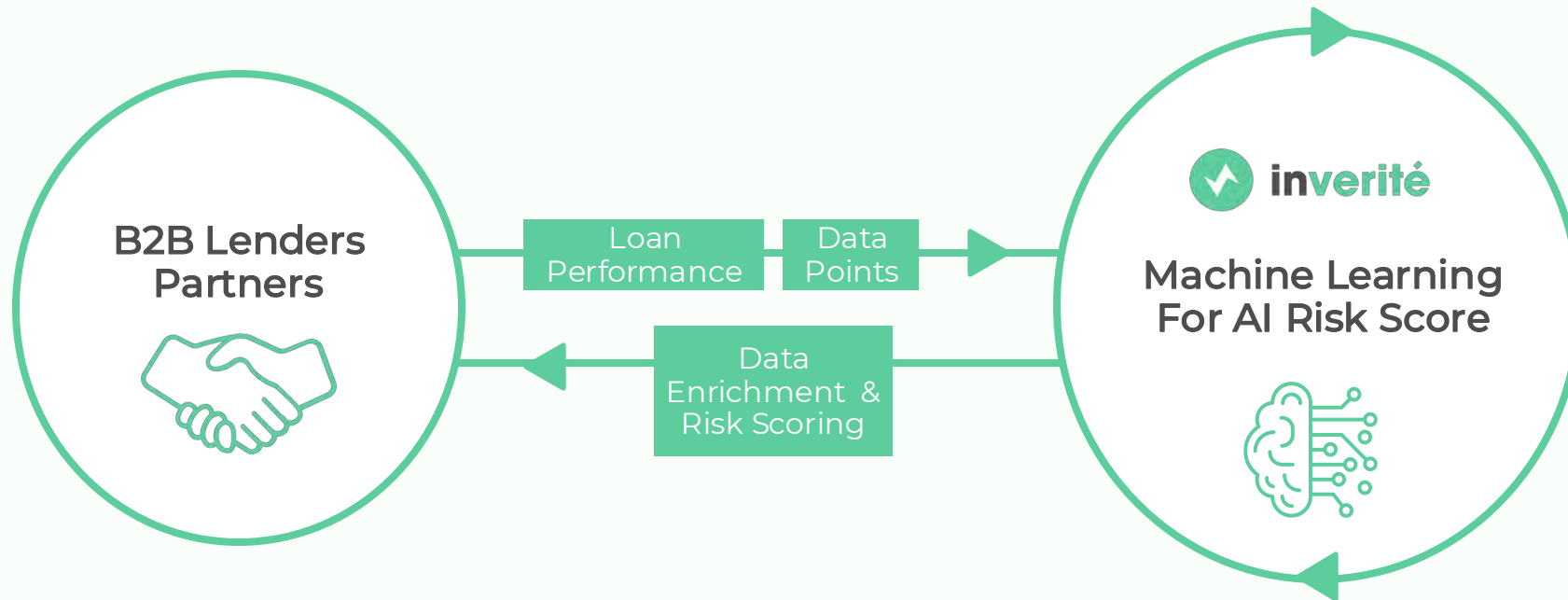
## \$230M

Serviceable Obtainable Market<sup>4</sup>

# The B2B Solutions

## Empowering credit decisioning with AI-Driven Insights

Inverite fuels its AI risk scoring with loan performance data acquired through lenders and partnerships. This data unveils personalized matrices based on individual interactions and behaviors to provide a comprehensive evaluation of creditworthiness, unlocking the predictive power of bank statements and turning data into actionable insights.



Data points are collected through Inverite's SaaS ID and Instant Bank Verification technology, integrated into lenders' online application systems.

# B2B Products for Lenders\*

Financial Inclusion. Real-Time Data. Unparalleled Data Science Models.



## Instant Bank Verification

Confirms the customer's banking credentials in real-time, ensuring that bank account details are accurate and belong to the loan applicant.



## KYC ID and Age Verification

Accelerates financing by providing KYC compliant, fast and secure identity verification to reduce fraud and losses.



## Risk Score

Provides a comprehensive analysis of risks to businesses to make informed decisions with real-time, data-driven insights.



## Micro Check

Allows all alternative loan requests and outcomes from individuals to be consolidated in one place and updated regularly.



## Data Enrichment

Enhances your data with additional insights and attributes to help businesses make more accurate and effective decisions



## Risk Management as a Service

Offers a customizable, advanced risk assessment model, enabling businesses to accurately evaluate and mitigate potential risks.

\*See Appendix A-F

# ROI Powered by Inverite vs Traditional Decisioning

Traditional verification is slow, requiring multiple documents and steps, which increases drop-offs. **Inverite enables customers to verify directly from their bank and ID in one seamless step—no paperwork or extra steps required.**

## Efficiency Gains

**2.8x**

Increase in application volume managed by each loan officer.

## Faster Funding

**~70%+**

Consumers that attach their financial institution receive same day decisioning and funding.

## Higher Adoption

**92%**

Consumers from our Top 10 high-cost lenders attached their bank account with Inverite.

**Inverite** drives a **faster, frictionless, and more efficient** verification process for high-volume lenders.

# ROI Powered by Inverite vs Traditional Decisioning

Assuming 120,000 applicants annually

	Employees Needed	Average Review Time per Application	Payroll Costs
Manual Company	16 @ \$60k/annual salary	16.4 mins	\$950k
Inverite Open Banking Platform	6 @ \$60k/annual salary	<6 mins	\$350k

Reduction in average time spent per application

**60%+**

Reduction in Loan Officers Required

**10**

Annual Cost Savings

**\$600k\***

\* Default reductions by utilization of Inverite's AI Risk Score not included

# B2C Products for Consumers\*

Financial Lifelines for the Underserved

01



**Debit/Credit Card**

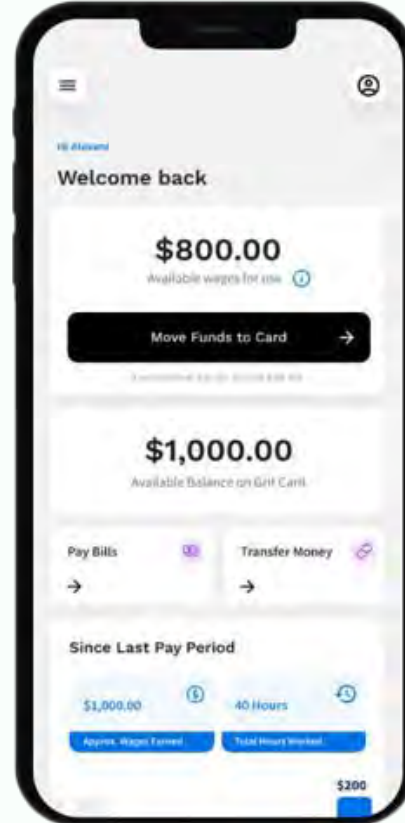
CDIC/FDIC  
Insured account

02



**Earned Wage Access**

For employees  
and employers



03



**Credit Score Improvement**

Using PDT™,  
Prescriptive AI  
recommendations  
for EQF, TU, EXP

04

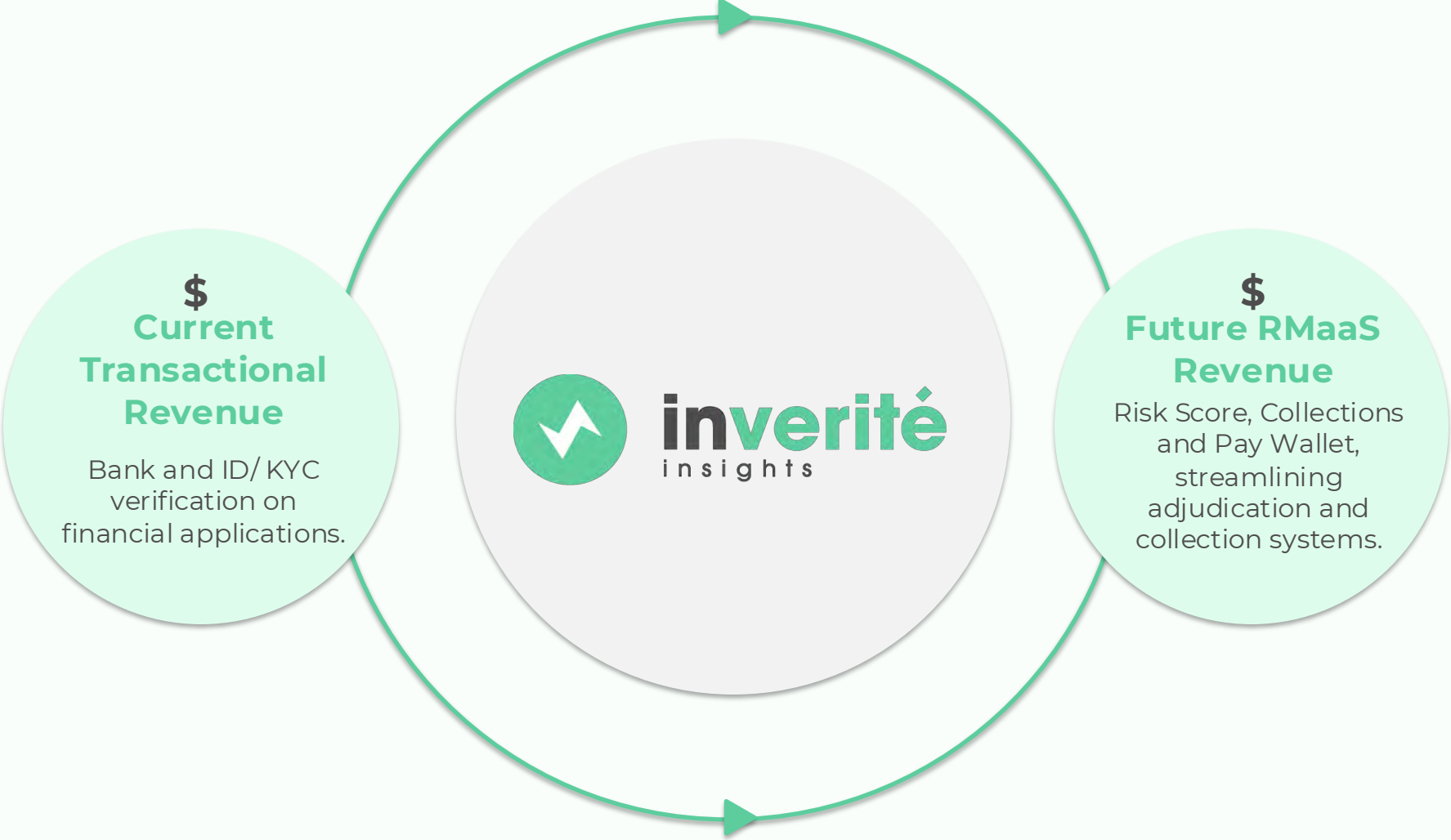


**Cash Back  
Rewards +  
Savings  
Interest**




\*Roadmap 2H2025



# Revenue Channels



# Competitive Positioning

	 <b>inverité</b> insights	 <b>PLAID</b>	<b>MX</b>	 <b>flinks</b>
Coverage in Canada	✓✓✓	✓	✓	✓
Pricing	\$	\$\$\$	\$\$\$	\$\$\$
Risk Model as a Service	YES	NO	NO	NO
Risk Score AI Adjudication	YES	YES	NO	YES
Decision Score	YES	YES	NO	NO
Pay Wallet (Debit Rails) Collections**	YES	NO	NO	NO
Support for Neo Banks	YES	NO	NO	NO
Support for Independent Lenders*	YES	NO	NO	YES

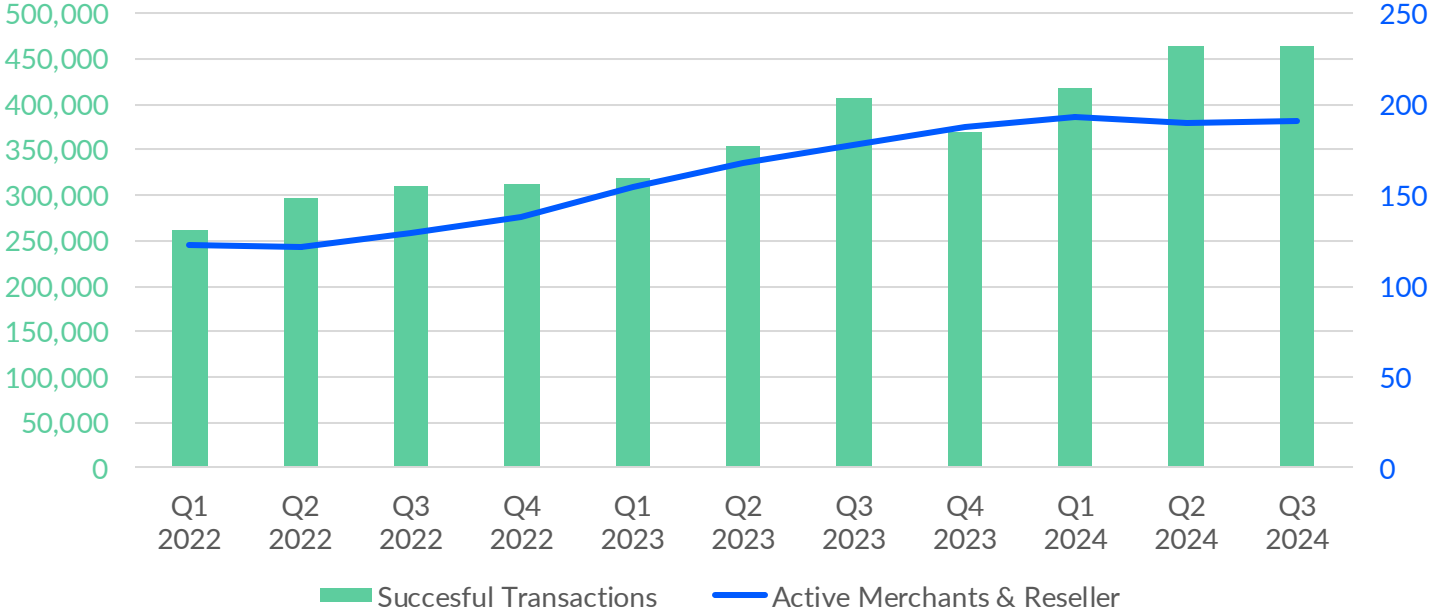
**Competitive Advantage: Blending unparalleled risk decisioning, strategic collections, and Instant Bank Verification for data accumulation. We're not just protecting lenders revenue - we're redefining how the non-prime are adjudicated.**

\*A single person or entity with a private fund of investment capital that is not tied to any bank or credit union.

\*\* Roadmap 2H024

# Impact & Traction

Inverite Transactions and Active Merchants & Reseller Accounts



<b>22B+</b> Data Points in Canada	<b>5.5m+</b> Unique Customer Transactions in Canada
<b>99%</b> Consumer coverage in Canada	<b>286</b> Connected financial institutions

# Milestones and Achievements

## Q4 2023

- 4M+ unique customers transactions on Inverite.
- 16B+ data financial data points collected to date.
- Verification fee revenue up 29% YE2023. Operating expenses decreased 21% YE2023.

## Q1 2024

- 4.5M+ unique customers transactions on Inverite..
- 18B+ data financial data points collected to date.
- Inverite engages Infnitii.ai to enhance its data science, data enrichment and AI capabilities for its proprietary algorithms
- Inverite enters global strategic partnership with FinCuro Solutions, a UST Company.

## Q2 2024

- 5M+ unique customer transactions on Inverite.
- 20B+ data financial data points collected to date.
- Inverite announced Verification revenue up 65% YoY.
- Inverite adds accomplished international fintech executive Philip Goodeve, to its Board of Directors, as Vice Chairman.

*\*based on 15-month year-end ending, March 31, 2024*

## Q3 2024


- Verification revenue up 36% YoY. Operating expense decreased 11% YoY.
- Inverite announced strategic partnership with OpsGuru, North America's leading AWS Premier Partner.
- Inverite achieves new record for monthly verification & risk score revenue in August.
- Inverite and Mortgage Automator join forces to provide AML solutions to the mortgage industry.

*Based on calendar year*

# Capital Structure

November 25, 2024

CURRENT SHARES OUTSTANDING	213,947,940
WARRANTS OUTSTANDING	
@ \$0.11 Expiry	
Q1-Q3 2025	5,225,500
@\$0.10 Expiry	
Q3-Q4 2025	2,750,000
Q1-Q3 2026	26,676,600
STOCK OPTIONS and RSU's	16.85M
INSIDERS SHARE OWNERSHIP	48.75%
INSIDERS WARRANT OWNERSHIP	77.7%



# Thank you

**Karim Nanji**

CEO

[karim.nanji@inverite.com](mailto:karim.nanji@inverite.com)

**Mike Marrandino**

EXECUTIVE CHAIRMAN

[mike.marrandino@inverite.com](mailto:mike.marrandino@inverite.com)



# Team



**Karim Nanji**

CEO, Director

Karim is a seasoned growth and tech leader, with over 25 years of experience in building and commercializing fintech solutions for and non-prime credit-challenged consumers globally. He's held significant roles in startup to Fortune 500 companies, notably Meridian Systems, Customer House, and TIO Networks, all of which were acquired by industry giants.



**Estelle L'Heureux, CFA**

CFO

Estelle specialized in the financial technology and alternative lending space for nearly 15 years, with diverse background in strategic initiatives, corporate finance, fund management, business development, operations management and product development. Ms. L'Heureux completed her BBA with a specialization in Accounting. She is a CFA charter holder and started volunteering with CFA Society Vancouver in 2013, where she currently sits on the board of directors



**Jim Chan**

CTO, COO

Jim is a well-versed technology executive with a great reputation for building world-class technology teams and infrastructures. He has over 20 years of experience leading technology teams in developing some of the most advanced financial technology solutions at one of Canada's fastest-growing companies..

# Directors & Advisors



**Mike Marrandino**

Executive Chairman, Director

Mike is an experienced C-Level business consultant with over 30 years in management consulting, specializes in business planning, corporate development, M&A, and transitioning private companies to public status on the TSXV and CSE. Currently an Independent Director at Playgon Games Inc., listed on the TSX Venture Exchange, he holds an education in Mechanical & Industrial Engineering Technology from the British Columbia Institute of Technology.



**Lawrence Rhee, CPA, CFA, MBA**

Advisor

Lawrence, founder of RHEETHINK Inc., brings over 20 years of experience in Canada's technology industry. With senior roles in investment banking and equity research at firms like Haywood Securities and Genuity Capital, he's known for his insightful analysis and top-ranking performance in the Canadian Software and IT Sector. Lawrence holds an MBA from the University of Toronto and is a CFA and CPA professional.



**Jason Wang, CFA**

Advisor

Jason boasts extensive experience in senior risk, analytics, and compliance roles within finance. Beginning as Vice President at Citigroup Inc., he has since served major financial firms including CIBC, American Express, and TransUnion over nearly two decades. Presently, Jason is the Chief Risk Officer at Allstate Insurance and previously held the role as Chief Risk Officer & Privacy Officer at Synergy Credit Union, Saskatchewan's fourth-largest credit union.



**Philip Goodeve**

Vice-Chairman, Director

Mr. Goodeve, a former Co-President of what was the second largest private equity and venture capital group in Canada. Executive Vice-President and global management committee member of Bank of America; CFO of one of the largest banks in the world serving the non-prime; CFO of the Subprime business for JP Morgan.; previous investment banker with CIBC where he co-headed the financial services coverage group; an international strategy consultant with Bain & Company. Mr. Goodeve earned a Bachelor of Commerce (honors) from Queen's University (Canada) and an MBA from the Harvard Business School.



# Disclaimer and Cautionary Statements

This presentation ("Presentation") provides an overview of Inverite Insights Inc. (the "Company" or "Inverite"), its subsidiaries and the industry in which it operates. It is for informational purposes only. This Presentation and any related oral presentation do not constitute an offer, solicitation, or invitation to subscribe for, purchase or otherwise acquire any securities of the Company, and nothing contained herein shall form the basis of any contract or commitment whatsoever. Any future offering or sale of securities by the Company will be presented and conducted in a legally compliant securities offering, pursuant to appropriate legal and marketing documentation, which in any case shall not include this Presentation.

There are risks associated with an investment in the Company. This Presentation should not be construed as an invitation, inducement, or recommendation to acquire or dispose of any securities of the Company, or otherwise be relied on for purposes of any investment decision regarding the Company or any other entity. This Presentation does not and is not intended to provide and should not be construed or relied upon as providing, any legal, financial, accounting or tax advice, and in all cases, you should consult with your own legal, financial, accounting and tax advisors.

This Presentation is a summary only and is not intended to be and should not be construed or relied upon as a complete or comprehensive analysis of the Company's financial or competitive position, its prospects, or its trading markets. No representation or warranty, express or implied, is made as to as to the completeness, sufficiency, fairness, or accuracy of the information provided herein. This Presentation should be read in conjunction with the Company's public filings available on the SEDARPlus and the CSE Website. Except for the Company's senior executives, no other person is authorized to provide any information regarding the Company and if received from other sources, such information should not be relied upon. All dollar amounts stated in this Presentation are expressed in Canadian currency, except where otherwise indicated.

Certain information herein has been obtained or derived from third-party sources, including information concerning industry and market data, competitors and economic trends. While the Company believes that such third-party sources are reliable, the information has not been independently verified and no assurances can be made as to the fairness or accuracy of such information.

Any analyses and projections are subject to the accuracy of the assumptions used, as well as the limitations on the availability and statistical reliability of the data itself, including the voluntary nature of the participation in the data gathering process, unintended bias, and other limitations and uncertainties inherent in the obtaining, compiling and interpretation of raw data. As a result, the information and data set forth in this presentation, and any resulting analyses, projections, estimates and beliefs based on such information and data, may not be reliable. This Presentation may also contain certain opinions of the Company's management and others. Any such opinions are purely speculative and should not be construed or relied upon as a representation, warranty or promise made by the Company.

**Product Images.** Inverite's products and service offerings are under continuous development. Product images shown in this Presentation, are for illustrative purposes only and are not necessarily indicative of a Inverite product's form and functionality.

**Market Expansion.** Inverite currently has operations in Canada only. Although Inverite currently intends to enter the US market, there can be no assurances that Inverite will be able to successfully enter the US market (whether for regulatory, economic or other reasons), or to acquire or retain market share in such markets, whether as a result of regulatory, economic, competitive or other factors. Information regarding US markets, such as that presented in slide 4 and 9, are for illustrative purposes only and are not necessarily indicative of Inverite's prospects or market potential in such jurisdictions.

**Other Market Participants.** The entities shown in slide 8 are illustrative of companies operating in given sectors of the industry and are neither meant to indicate or imply that Inverite has a relationship, contractual or otherwise, with such entities nor that such entities are restricted to or not otherwise involved in, or capable of entering, other sectors of the industry. The entities shown in slide 5 have a business relationship with Inverite but is neither meant to signify that the relationship is exclusive nor that those entities may also be competitors to Inverite in one or more aspects of their business relationship with Inverite.

**Historical Transactions.** The historical **transactional** analytics presented in slide 10 are compiled from data and results aggregated from Inverite products over the period from January 1, 2022 to March 31, 2024. Future results will vary, potentially substantially, depending on the relative predominance of these products in future operations and the introduction of further products and services.

**Inverite Traction.** Historical information in slide 10 is not indicative of future growth in data points, customers, transaction rates or financial institution coverage.

# Appendix

A – Instant Bank Verify

B – PDF Bank Statements

C – KYC ID Verification

D – Risk Score

E – Micro Check


F – Data Enrichment



# Instant Bank Verification

## Connecting Apps, People and Banks

- **Full Details:** Obtain full account, transit, and institution numbers from 280+ Canadian banks.
- **Transaction History:** Retrieve data from 280+ financial institutions.
- **Custom Reports:** Flexible reporting options up to 365 days cater to various business needs.
- **Data Clarity:** Categorize and summarize transactions for simplified and clear insights.
- **API Options:** One APIs for tailored integration requirements, enhancing adaptability.



# PDF Bank Statements

Download original PDF bank statements from the top 12 institutions.



Verify income and source of funds within seconds.



Increase efficiency, no need to manually export bank statements, faxes or print-outs.




Reduce Risk of issuing loans without proper analysis



# KYC Age & ID Verification




## Reduce Fraud, Increase Sales

- **Fast ID & KYC Verification:** Support for driver's licenses, provincial IDs, and medical services cards.
- **Data Extraction:** Quickly extracts essential customer data for efficient management and processing.
- **E-commerce Integration:** Easily integrates with popular e-commerce platforms enhancing user experience.
- **Facial Recognition:** Ensures secure identity checks.
- **Image Capture:** Offers 'send to phone' option for convenient and user-friendly verification.



# Risk Score

## Enhanced Algorithms for Risk Analysis

-  **Data-Driven Decisions:** Takes data from millions of banking reports for precise, tailored business decisions.
-  **Streamlined Underwriting:** Quickly access detailed income and payroll data for informed lending.
-  **Fraud Prevention:** Real-time data analytics for effective fraud detection and mitigation.







## Get Data Driven Insights into:

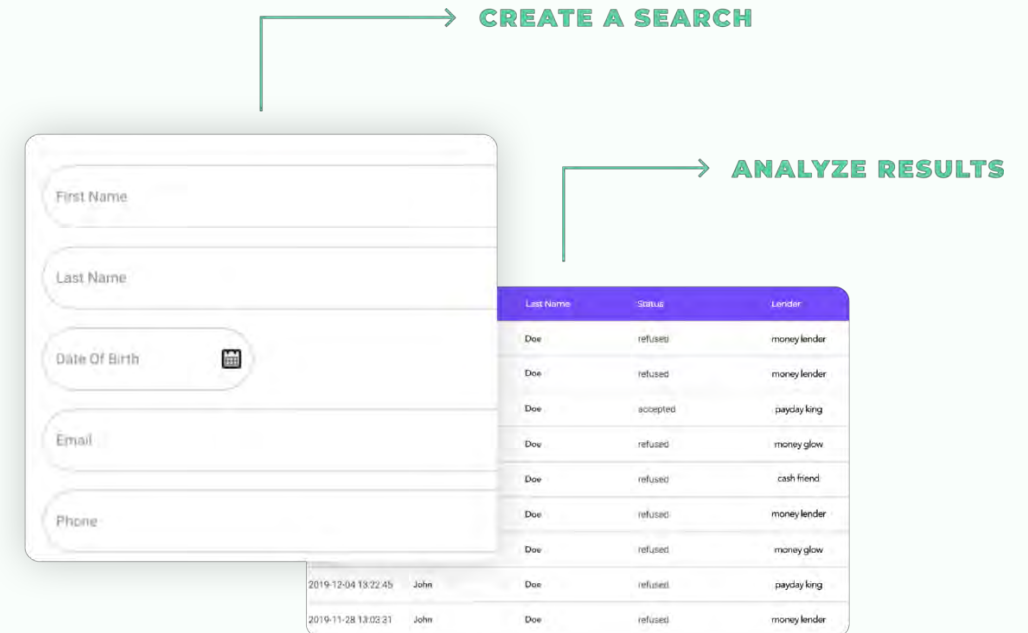
- Income
- Transaction categories
- Loan and bill payment histories and patterns
- Debt service ratio
- Employment type
- Demographic information
- Stop payments and NSF's
- Balance trends

D

# Micro Check




## Enhanced Algorithms for Risk Analysis

-  **Risk Mitigation:** Access to the exclusive Canadian Database of Non-Registered loans in comprehensive risk assessment.
-  **Customer Insights:** Obtain real-time updates on borrowers' personal information and loan statuses before and after the loan.
-  **Centralized Database:** A regularly updated, centralized database of alternative loans ensures quick and error-free processing.
-  **Comprehensive View:** Access to extensive loan histories and borrower profiles for holistic assessments.



# Data Enrichment

Improved risk management and data analysis for a safer, more efficient, and insight-driven operation.

-  **Instant Fraud Detection:** Rapid identification of gaps and inconsistencies to defend against fraudulent activities.
-  **Visual Risk Breakdowns:** Intuitive visualizations of key risk indicators and stay ahead with real-time risk monitoring.
-  **Best Day to Pay:** Uses insights from bank account financial data to strategically align payment schedules with customers' pay dates.



F